

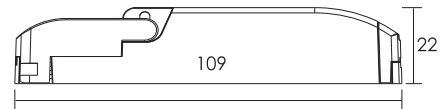
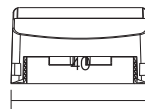

## NTSeries

## TRIAC Dimming LED Driver

可控硅调光LED驱动器

## Features:

- Dimmable with leading edge or trailing edge dimmer
- Independent compact design
- Easy press cable lock
- Captured terminal screws
- Wide output voltage extended down to 50%
- High power factor >0.95
- High efficiency
- Protections: opencircuit, shortcircuit, overload, overtemperature
- Simple installation
- SELV class II output
- Smooth dimming compatible with most dimmer
- Dimming range from 1...100%
- 适用普通可控硅前切相或后切相调光器
- 超小体积, 独立式紧凑型设计
- 简便自锁式压线盖
- 螺丝锁紧大接线端子, 方便多规格线线接驳
- 50%宽输出电压范围
- 高功率因数>0.95
- 高效率, 高可靠性, 长寿命
- 输出开路, 过载, 短路和过温保护
- 安装经济便捷
- SELV和II等级
- 平滑高性能调光, 匹配更多的调光器
- 调光范围 1...100%光通量



## Parameters:

Model No. 型号	Input voltage 额定电压 (V)	Max. output power 功率 (W)	Output current 输出电流 (mA)	Output voltage 输出电压 (V)	Power factor 功率因数 (λ)	Efficiency full load 效率 (%)	No-load power 空载功率 (W)	Ambient temperature 环境温度 ta (°C)	Max. casing temperature 最大外壳温度 tc (°C)	Isolation 隔离	Dimensions LxWxH 尺寸 (mm)	Weight 重量 (g)
D30008NT	220-240	8	300	13-26	0.95	82	<1.0	-20...+50	80	SELV	109x40x22	70
D17009NT	220-240	9	170	27-53	0.95	83	<1.0	-20...+50	80	SELV	109x40x22	70
D18009NT	220-240	9	180	25-50	0.95	83	<1.0	-20...+50	80	SELV	109x40x22	70
D20009NT	220-240	9	200	23-45	0.95	83	<1.0	-20...+50	80	SELV	109x40x22	70
D23009NT	220-240	9	230	20-40	0.95	82	<1.0	-20...+50	80	SELV	109x40x22	70
D25009NT	220-240	9	250	18-36	0.95	82	<1.0	-20...+50	80	SELV	109x40x22	70
D26009NT	220-240	9	260	18-35	0.95	82	<1.0	-20...+50	80	SELV	109x40x22	70
D30009NT	220-240	9	300	15-30	0.95	82	<1.0	-20...+50	80	SELV	109x40x22	70
D35009NT	220-240	9	350	13-26	0.95	82	<1.0	-20...+50	80	SELV	109x40x22	70
D48009NT	220-240	9	480	9-19	0.95	81	<1.0	-20...+50	80	SELV	109x40x22	70
D50009NT	220-240	9	500	9-18	0.95	81	<1.0	-20...+50	80	SELV	109x40x22	70
D60009NT	220-240	9	600	8-15	0.95	80	<1.0	-20...+50	80	SELV	109x40x22	70
D70009NT	220-240	9	700	7-13	0.95	80	<1.0	-20...+50	80	SELV	109x40x22	70
D22012NT	220-240	12	220	27-55	0.95	83	<1.0	-20...+50	80	SELV	109x40x22	70
D25012NT	220-240	12	250	24-48	0.95	82	<1.0	-20...+50	80	SELV	109x40x22	70
D26012NT	220-240	12	260	23-46	0.95	83	<1.0	-20...+50	80	SELV	109x40x22	70
D30012NT	220-240	12	300	20-40	0.95	83	<1.0	-20...+50	80	SELV	109x40x22	70
D35012NT	220-240	12	350	18-35	0.95	82	<1.0	-20...+50	80	SELV	109x40x22	70
D50012NT	220-240	12	500	12-24	0.95	82	<1.0	-20...+50	80	SELV	109x40x22	70
D60012NT	220-240	12	600	10-20	0.95	80	<1.0	-20...+50	80	SELV	109x40x22	70
D70012NT	220-240	12	700	9-18	0.95	80	<1.0	-20...+50	80	SELV	109x40x22	70